

Moodle Resetting Course

Audience

Faculty	✓
Staff	✓
Students	✗
Others	✗

Step-by-step guide

- [Step 1: Open Moodle Course](#)
- [Step 2: Access Reset Settings](#)
- [Step 3: Select Options](#)
 - [Roles](#)
 - [Gradebook](#)
 - [Groups](#)
 - [Feedback](#)
 - [Forums](#)
 - [Quizzes](#)
 - [Assignment](#)
- [Step 4: Reset Course](#)

Overview

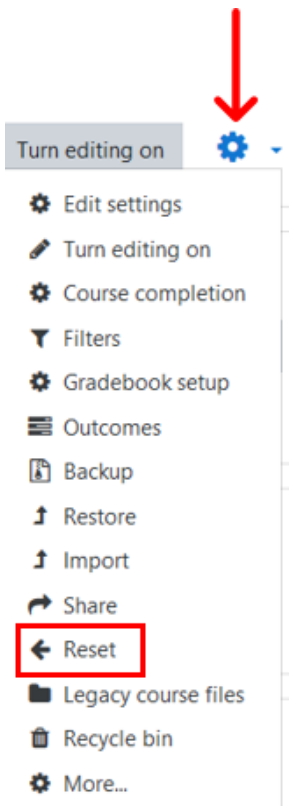
This allows you to empty a course of user data, while retaining the activities and other settings.

Step 1: Open Moodle Course

Log in and go to the course you want to reset. **Important Note:** reset a course when all grades have been posted in Sonis and made official. Resetting a given activity is irreversible.

Step 2: Access Reset Settings

Click on the gear button located on the right side of the 'Turn editing on' button. On the menu click 'Reset'.



Step 3: Select Options

You can set a new Course Start Date for the freshly reset course. Check the box for all delete items; Calendar events, notes, comments, completion data, blog and competency ratings.

Reset course

This page allows you to empty a course of user data, while retaining the activities and other settings. Please be warned that by choosing items below and submitting this page you will delete your chosen user data from this course forever!

[Expand all](#)

General

Course start date ? 27 April 2020 15 41 Enable

Course end date ? 27 April 2020 15 41 Enable

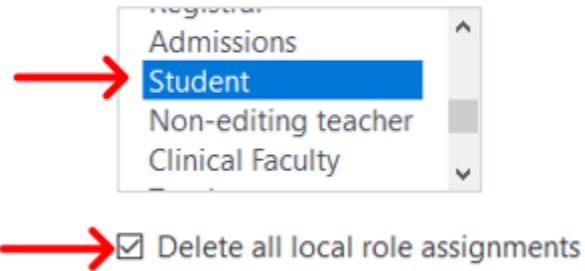
- Delete events
- Delete all notes
- Delete all comments
- Delete completion data
- Delete blog associations ?
- Delete competency ratings

Roles

Select the 'Student' role and check the 'Delete all local role assignments'.

Roles

Unenrol users



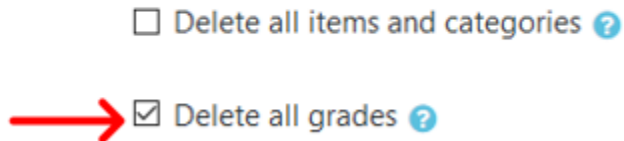
Gradebook

The Gradebook reset options allow you to delete all gradebook items and categories and/or delete all recorded grades within the course. There are two options for gradebook reset:

Delete all grades - Removes all manually added grade items within the course together with grades and data on overridden, excluded, hidden and locked grades. *Please note activity grade items are not removed in this option.*

Delete all items and categories - Remove all categories and related manually added grade items together with grades and data on overridden, excluded, hidden and locked grades. *Please note activity grade items are not removed in this option.*

Gradebook



Groups

The Group reset options provides you with the ability to delete all groups created in the course and/or remove all users from any groups within the course.

You can also delete all groupings created in the course and/or remove all users from any groupings within the course.

Groups

- Delete all groups
- Remove all group members
- Delete all groupings
- Remove all groups from groupings

Feedback

If you use the Feedback activity to collect survey data, make sure to check each box to clear the submission data.

Feedback

Reset feedback responses

- Clinical Faculty Evaluation ·
- Clinical Faculty Evaluation ·
- Course Evaluation - Management Theory Course
- Course Evaluation - Professional Nursing Review
- Faculty Evaluation - Management Course:
- Faculty Evaluation - Professional Nursing:
- Hospital - Baptist Medical Center

Forums

If forums are used in the course check the box to 'Delete all posts'.

Forums

- Delete all posts
- Delete all ratings
- Remove all forum tags

Quizzes

To clear exams/quizzes check all boxes.

Quizzes

- Delete all quiz attempts
- Delete all user overrides
- Delete all group overrides

Assignment

To clear assignment data check all boxes.

Assignments

Delete all submissions

Delete all user overrides

Delete all group overrides

Step 4: Reset Course

Click on the 'Reset Course' button and click 'Continue'.

Reset course

Select default

Deselect all

Cancel

Related articles